



Rowantree Primary School Learning Grid 18/5/20 – 8/6/20



Class	P5
-------	----

Primary 5, if you have any questions or items you wish to share with me, get in touch via my glow email – ddeking924@glow.sch.uk I would love to hear from you.

	Monday	Tuesday	Wednesday	Thursday	Friday
18/5/20	<p>In term 2, we looked at budgets. Think of 5 gifts to give friends and family. You have £10 to spend. You could research items online or make up your own.</p> <p>Remember you cannot go over your budget.</p>	<p>We looked at Fairtrade this year in P5.</p> <p>In May, there is a World Fairtrade Day. In your jotter or on paper, design a poster promoting Fairtrade products.</p>	<p>This term, we would have been looking again at 'angles'. This website should remind you.</p> <p>'What is an angle?' on www.bbc.co.uk/bitesize/topics</p> <p>Make a square, then try to find as many right angles as you can indoors or outside. List them in your jotter.</p>	<p>Using the 5ws, who, what, when, where, why. Choose one of these questions and write at least a paragraph, if you can. Remember, neat handwriting!</p> <p>What will the world be like in 50 years?</p> <p>If you could travel anywhere in the world . . .</p>	<p>Using the weekly diary from Learning Grid 1, pick one week and create a comic strip. You can make it as funny or sensible as you like!</p>
25/5/20	<p>Using at least 10 words that you would like to practice, write your own spelling story.</p> <p>To help you, refer to my example below. It can be silly or serious, long or short.</p> <p>You could try the tricky words section on Doorway Online if you need some ideas for words to practice.</p>	<p>Florence Nightingale was born on May 12th 1820. Why is she important to everyone today? Find out 3 facts about her and share them with someone in your house.</p>	<p>As a follow-up to the angles work last week, try the 'Name the Angles' sheet below. Write the answers in your jotter or on paper.</p> <p>Remember :-</p> <ul style="list-style-type: none"> - 'acute' is small and cute and less than 90° - 'right' is 90 degrees exactly - 'obtuse' is greater than 90° but less than 180° - 'straight' is 180° exactly <p>With a ruler or the edge of a book (ask first), try to draw your own angles and name them.</p> <p>Test them on someone in your home.</p>	<p>Using VCOP, go on a hunt for some interesting vocabulary, connectives, openers or punctuation in any books that you have at home.</p> <p>Use at least one of each in an interesting sentence.</p> <p>Remember to 'stretch' you sentence.</p>	<p>Practice your times tables facts using these websites;</p> <p>www.topmarks.co.uk/maths-games/7-11-years/times-tables</p> <p>www.timestables.co.uk</p> <p>www.mathsisfun.com/timestable</p> <p>Choose one of the times tables you have been practicing and try to recite as much as you can to an adult or someone else in your home.</p>
1/6/20	<p>Count the number of spoons in your kitchen.</p> <p>Multiply this number by 3 Double this number Multiply this number by 10 or 100 or 1000. Divide this number in half.</p> <hr/> <p>Now try this with other items in your home – forks, pencils etc. You could change the questions as an extra challenge, for example.</p> <p>Multiply this number by 5 Treble this number Multiply this number by 10 or 100 or 1000. Divide this number in half.</p>	<p>Google creates many amazing 'doodles' to entertain us. I have given you 'doodle' template. Below that is an example of one the best 'doodles' of all time.</p> <p>You can either use this template or make your own!</p> <p>Decorate it in any way you choose!</p>	<p>Some of you were hoping to look again at 'Time' this term. Pick one day and create a daily timetable by time, for example: -</p> <p>7.30 – wake-up and get dressed 8.00 – have breakfast 8.30 – play a game 9.00 – start Mrs King's learning grid 10.30 – breaktime and so on . . .</p> <p>You could count in hours or minutes as an extra challenge. You could make up a timetable for other members of your family, with their permission, of course. You could use the school day and make up a timetable for that.</p>	<p>Alphabet List</p> <p>Write the alphabet. Try to think of at least 2 words for each letter.</p> <p>Use some of the words and write sentences with these words. Remember capital letters and full stops.</p> <p>Also, try to 'stretch' your sentences using connectives.</p>	<p>What is the longest word you can make from these letters?</p> <p>t, e, s, a, p, g, o, r, t, n, r</p> <p>You can use each letter twice only.</p> <p>Each vowel is worth 2 points Each consonant is worth 4 points Write the total of any words you make.</p>



Rowantree Primary School
Learning Grid 18/5/20 – 8/6/20



8/6/20	One of the most famous and highest earning songs in history was written on 27 th June 1859. Try to find out its name and then sing it to a family member.	Challenge: Try this website for some extra questions about 'angles'. www.mathsisfun.com/angles	Take on a new responsibility at home. Interview someone in your home to find out how you are getting on. Write your interview in your jotter. Remember speech marks Remember to take a new line for each speaker.	Last term, many of you made a fraction kite. Copy the grid below or if you can, print it. Use no more than 6 colours to create a design. Remember to have some variety eg 4 pink, 15 green etc Record each colour as a fraction.	Create an information poster showing what you know about shapes. You can include 2D and 3D shapes. Have a go at drawing some of the shapes. Test them on someone in your house.
---------------	--	--	---	---	--



Rowantree Primary School
Learning Grid 18/5/20 – 8/6/20



Spelling Story Example

Spelling Words: strange, thread, agent, dragon, roast, danger, does, dose, doze, grandmothers, ecstatic, conspiracy, mute, swivel, hurtle, irrelevant, daze, ambush, swoon, angry

Derrick's Spelling Story

The agents, age 11 and 13, were ecstatic that the conspiracy against the grandmothers would not put them in danger. After all, they only wanted to learn the secret information about "Operation Dragon." They thought it was strange that the grandmothers had not become angry when they tried to ambush them with water balloons while they dozed in their swivel chairs. They simply remained mute as they threaded their needles and acted as if it was irrelevant that the agents wanted to know their secret. They knew the boys would swoon with delight when they found out what it was. First, they would all eat their roast dinner, and then they would have dessert. Just maybe the agents would figure everything out when they realized that the cake was shaped like a dragon.



Rowantree Primary School
Learning Grid 18/5/20 – 8/6/20



Google



Name that Angle

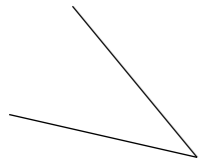


Rowantree Primary School
Learning Grid 18/5/20 – 8/6/20



Write the name of each angle in your jotter or on paper. You can use your square to help you.


1.



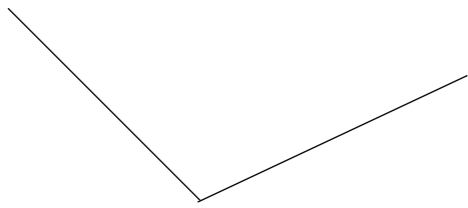
2.



3.


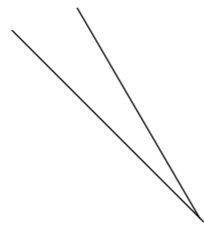


4.



5.

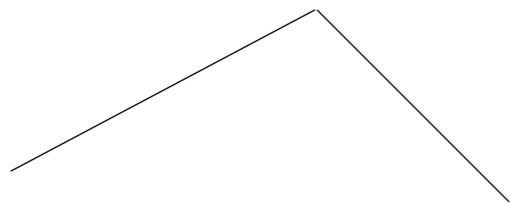
6.



7.



8.



9.

