



# Rowantree Primary School







## Learning Grid 18/5/20 – 8/6/20

I hope that you are all well and continuing to enjoy your learning activities at home. 😊 Remember that you can find lots of fun dances to stay safe and healthy on [www.gonoodle.com](http://www.gonoodle.com).

Each week of this grid begins with a story and continues with a range of activities related to the story itself. Please don't worry if you don't have the book at home. I have included links to Youtube so that you can listen to the story being read to you. 😊





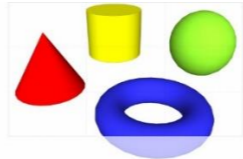






Parents and carers, please use this home learning grid as an assessment tool for the children. They can traffic light each activity (green, amber, red) and can add suggestions for additional activities. I will enjoy reading their feedback. 😊 Thank you.

Class	2b
-------	----

	Monday	Tuesday	Wednesday	Thursday	Friday
18/5/20	<p><b>Book of the Week: Where the Wild Things Are by Maurice Sendak.</b></p>  <p>STORY AND PICTURES BY MAURICE SENDAK</p> <p>Youtube- Where the Wild Things Are Audio Book ( LaLuna Films)</p> <p><b>Numeracy and Maths:</b> Stay on Youtube ! 😊 Ask an adult to find some of our favourite class videos? Remember to do the actions and chant along with each video. The Big Numbers Song (Kids123) Counting in twos Counting in tens Counting in fives Doubles (Scratch Garden) The 2x table 2x tables song (Numberjacks) The 10x table Percy Parker Just a Zero (PERCEY PARKER)</p>	<p>Create your own monster. Give the monster a name.</p>  <p>Choose :- Make a list of words to describe what your monster looks like. or Make a list of words that describe how your monster would behave towards Max.</p>  <p><b>Numeracy and Maths</b> Go to <a href="http://www.doorwayonline">www.doorwayonline</a> Go to the NUMBER section</p> <p><b>Phonics and Spelling</b> Go to <a href="http://www.doorwayonline">www.doorwayonline</a> Go to the Memory and Matching section. Go to the Literacy section</p>	 <p>Choose a character from the story. You can be Max or one of the monsters. You can dress up as the character using lots of different sorts of materials. Use your imagination. Perhaps someone can take a photograph of you in your dress up outfit and send it to us at Rowantree Primary for the school Twitter feed.</p> <p>Make a diary in the role of your character. If you are the character of Max, can you explain why you are called a wild thing at home? How do you feel when you first see the Wild Things in the story? How do you feel when you find yourself back in your bedroom at the end of the story?</p>	<p>Make a playdough monster</p> <p>Easy No Cook Recipe for Playdoh</p> <p><b>Ingredients</b> 2 cups of plain flour 1 cup of salt 1 tablespoon of oil 1 cup of cold water. (2 drops of food colouring)</p> <p>Remember that you do not need to add food colouring. You can leave your monster to dry and then paint him or her. When the paint dries, you can brush over your model with pva glue as this will stop the colours from fading away.</p> <p>Can you make a TIME diary for Max? What times is it when he gets back to his room? What time does he enter the world of the Wild Things? At what time does Max return to his bedroom to have his supper?</p>	<p>Sometimes it is fun to imagine changing things that happen in a story. Can you think of some things that could happen to Max when he is in the land of the Wild Things? Please use drawings and pictures with captions to add interesting detail.</p>  <p><b>Numeracy and Maths</b> Go to <a href="http://www.doorwayonline">www.doorwayonline</a>. Go to the Time section</p> <p>Can you remember how to play the interactive game, What time is it? Ask an adult to find this link video on Youtube.</p> <p>Learn to tell the time/Telling the Time Practice for Children/ What is the Time? (Fun Kids English)</p> 










## Rowantree Primary School Learning Grid 18/5/20 – 8/6/20

<p>25/5/20</p>	<p><b>Book of the Week:</b> <b>The Dinosaur that Pooped a Planet</b> by Tom Fletcher and Dougie Poynter</p>  <p>CBBC /Youtube James McAvoy Reads: The Dinosaur that Pooped a Planet. This is a very funny book. 😊 Does it remind you of any other stories that you have read? This is called a Text to Text Connection! Here are for some funny jokes for you to tell your family and friends. Copy them to help you to remember the punchlines. What do you call a dinosaur that is sleeping? A dino-snore.</p> <p>What is fast, loud and crunchy? A rocket chip .</p> <p>What did the right eye say to the left eye? Between us, something smells.</p> <p>Can you make up some jokes? Write them down to help you to remember them.</p> <p><b>Numeracy</b> Try to complete some of your SUMDOG challenges or you can work through come mental mathematics challenges using <a href="http://www.topmarks.co.uk">www.topmarks.co.uk</a>.</p>	 <p>Create your own dinosaur using play dough, or paper or card.</p> <p>If you have any play dough left over, go to <a href="http://www.learning4kids.net">www.learning4kids.net</a> for a list of activities for building finger muscles for good handwriting.</p> <p><b>Mathematics</b> We are learning how to divide a whole object into 2 equal parts. Each part is called one half.</p> <p>Ask an adult to find this video on Youtube Give Me Half ! by Stuart J Murphy (Stuart J Murphy)</p> <p>Can you find things around you that you can cut in half? Squares of paper would do. Remember to fold them first and then to check that they are equal in size.</p> <p>You can cut a pizza or a cake in half. Can you now cut in into quarters?</p> <p>Oxford Owl Free Online Resources have a selection of interactive maths and literacy games. Don't worry about the age guidelines. There are good interactive games in all the sections.</p> 	<p><b>Danny and his dinosaur went into Space.</b> Create a space world in your bedroom or garden using foil dishes and containers.</p>  <p>Remember to wash them thoroughly. 😊</p> <p>Many of these foil dishes and containers will resemble 3D shapes that we have explored in class. You can find more information about these 3D shapes, by going to these websites. <a href="http://www.Twinkl.co">www.Twinkl.co</a> Free Resources for Parents... 3D shape film</p>  <p>A very good website for maths at home is <a href="http://whiterosemaths.com">whiterosemaths.com</a> The interactive games are free and there is no need to make an account.</p>  <p>You should try activities in all the sections. The Early Years lessons are good for revision.</p>	 <p>Oxford Owl free online resources have a selection of good interactive maths and literacy games. There are good interactive games in all the sections for 3-5 upwards. Adults don't need to create an account for you to play the games.</p> <p>This website can help you with your sounds and spelling and Read Write Inc. activities.</p> <p>Another good website for this is <a href="http://www.doorwayonline">www.doorwayonline</a> .You can challenge yourself to learn new sounds or practice your letter formation online.</p> <p>If you enjoyed The Dinosaur that Pooped a Planet, try reading another book written by the same authors.</p>  <p>I would love to hear your feedback. You can give this book a star rating.</p>	<p>In the book, the dinosaur eats lots of things in Space. Can you remember our favourite song about the planets?</p> <p>Ask an adult to find this song on Youtube. The Solar System Song (Kids TV123)</p>  <p>Choose a planet and find at least 5 interesting facts about it. You can use books or online websites. Record your facts in a report about Space. Imagine you are a spaceman and are writing facts about each planet to send back to people on Earth.</p>  <p>Make some model rockets or build a robot using cardboard boxes and tubes. Ask an adult to take a photograph of your models for your Space report.</p> 
----------------	---	--	---	--	---



Rowantree Primary School  
Learning Grid 18/5/20 – 8/6/20


					<p>Don't forget to log in to <a href="http://whiterosemaths.com">whiterosemaths.com</a> for this week's Friday challenge. 😊</p>																				
<p>1/6/20</p>	<p><b>The Book of the Week: The Day the Crayons Quit by Drew Daywalt</b></p>  <p>Choose your favourite crayons from the story. Make a poster for each crayon that you have chosen. Write at least 3 sentences to explain why this crayon is unhappy. Try to write sentences that include connective words like and, but, so.</p> 	<p>The crayons in the book are all different sizes. Collect any crayons, pencils or pens that you have. Put them in order according to their size. Measure them using a ruler or your number line.</p>  <p>Make a tally chart to show how many pens, pencils and crayons that you have.</p> <table border="1" data-bbox="747 1432 1169 1675"> <tbody> <tr> <td>1</td> <td> </td> <td>6</td> <td>     </td> </tr> <tr> <td>2</td> <td>  </td> <td>7</td> <td>     </td> </tr> <tr> <td>3</td> <td>   </td> <td>8</td> <td>     </td> </tr> <tr> <td>4</td> <td>    </td> <td>9</td> <td>     </td> </tr> <tr> <td>5</td> <td>     </td> <td>10</td> <td>     </td> </tr> </tbody> </table>	1		6		2		7		3		8		4		9		5		10		<p><b>Numeracy and Maths</b> Keep working through your online challenges. <a href="http://www.Topmarks.co">www.Topmarks.co</a> <a href="http://www.doorwayonline">www.doorwayonline</a></p> <p>Oxford Owl Free Online resources Sumdog</p> <p>Remember your White Rose activities this week.</p>  <p>You can try these Year 1 activities. Lesson 2 Subtract within 20. Lesson 3 Addition and Subtraction Word Problems Lesson 4 Compare Number Sentences.</p>	 <p>Imagine that these are the crayons in the book belong to you. 😊</p> <p>Choose one crayon. Write a letter to that crayon asking them not to quit. Use the sentence starter above to help you. You must try to persuade the crayon not to quit. Good Luck.</p> <p><b>Numeracy and Mathematics</b> Keep working through your online challenges. <a href="http://www.Topmarks.co">www.Topmarks.co</a> <a href="http://www.doorwayonline">www.doorwayonline</a></p>	<p>Remember to keep reading your sounds and spelling words using the RWInc. cards from school. For additional practice, find online activities using these websites. <a href="http://www.doorwayonline">www.doorwayonline</a> Oxford Owl Free Online Resources <a href="http://www.phonicsbloom">www.phonicsbloom</a></p> <p><b>Numeracy and Mathematics</b> Remember to complete your White Rose Friday challenge.</p>  <p><b>Art and Craft</b> Make a playdoh picture to show the crayons quitting.</p> 
1		6																							
2		7																							
3		8																							
4		9																							
5		10																							



Rowantree Primary School  
Learning Grid 18/5/20 – 8/6/20

8/6/20

**Book of the Week:**  
**Tabby McTat** by Julia Donaldson



**Youtube**  
Tabby McTat, read by Alan Madel  
(Alan Madel)

Can you sing the song from the story?  
You can sing, play instruments or create your own music using the BBC website, Bring the Noise.  
[www.bbc.bringthenoise](http://www.bbc.bringthenoise)  
Go to the PLAY IT interactive link.

Write down a list of all the things that Tabby likes to do. Can you add some describing words(adjectives) to make the phrases more interesting to read?

**Numeracy and Mathematics**  
Log in to the White Rose lesson for today.  
You could do some Sumdog activities or choose from the mental maths lessons in Topmarks.

Can you write 1 or more rhyming sentences about what Tabby likes to do when he is not busking with Fred?  
Look at your writing from yesterday to help you. 😊




You can see from this picture that Tabby McTat loves music. You could make your own musical instruments from things at home.  
Ask an adult to find this video on YOUTUBE if you need ideas.  
Make 4 musical instruments/Craft you can do at any time/Fast and Easy(DIY Labs)



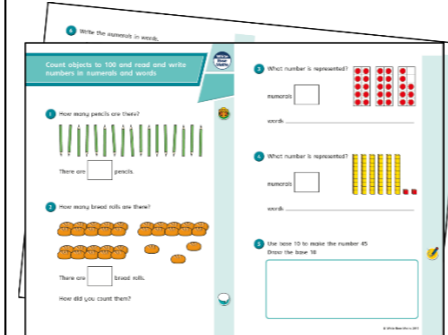
Play along with your favourite song.

Make a missing poster for Tabby McTat so that Fred can find him.  
Draw a portrait of Tabby.  
Remember to write a detailed description of him on the poster.  
You can write this using capital letters or bubble writing so that your poster stands out to the public.



**Numeracy and Mathematics**  
Remember to keep up with activities using White Rose Maths  
You can try these Year 2 activities.

Lesson 1 Adding and Subtracting 10s  
Lesson 2 Adding 2digit numbers  
Lesson 3 Subtract 2digit numbers  
Lesson 4 Bonds to 100



Spelling can be fun ! Adults can sign up to this award winning spelling website, [www.sirlinkalot.org](http://www.sirlinkalot.org) . These activities can extend your spelling skills and they are fun to do.



Remember you can always practice your Read Write Inc sounds and spelling using these fantastic videos on Youtube.  
There are new videos daily and you can catch up with any films that you miss using the Ruth Miskin site.



**Numeracy and Mathematics**  
If you have an ipad or an adult has a mobile phone, a good app. To download is FEED THE MONKEY. We use this in class to extend our numeracy skills.



If you can think of any other good activities to do at home, please can you describe them below.

Thank you. 😊  
It is so important to stay fit and healthy at home.  
Here is a god website for activities that you can do with your family.  
[www.mother.ly](http://www.mother.ly)

P.E. at Home: 10 Activities to get the Family Moving! 😊

You are all so amazing and wonderful! 😊



Rowantree Primary School  
Learning Grid 18/5/20 – 8/6/20



--	--	--	--	--	--